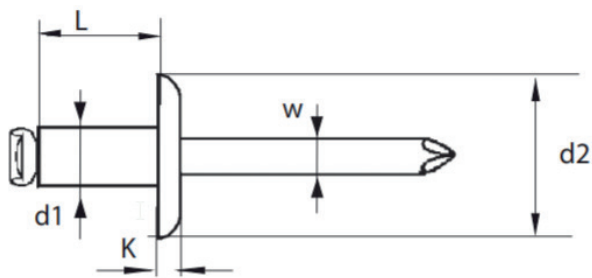


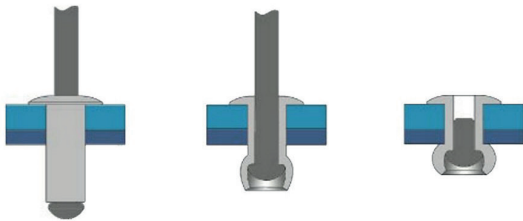
DATA SHEET

FOR ROUND HEAD BLIND RIVETS MADE OF ALUMINUM / STEEL PAINTED BLACK

Rivet: Aluminium AlMg 3.5
Mandrel: steel zincplated
UNE-EN ISO 15977



d1 = diameter of rivet
L = length of rivet
d2 = diameter of head
K = height of head
w = diameter of mandrel
E = grip length



d1	L	d2	K	w	E	Art.-Nr.
4.0	14	8.0	1.4	2.2	8.5-10.5	55924014BLK
4.8	12	9.5	1.5	2.65	6.0-8.0	55924812BLK
	16				10.0-12.0	55924816BLK
	18				12.0-14.0	55924818BLK
	21				14.0-17.0	55924821BLK
	24				17.0-20.0	55924824BLK

specifications in mm

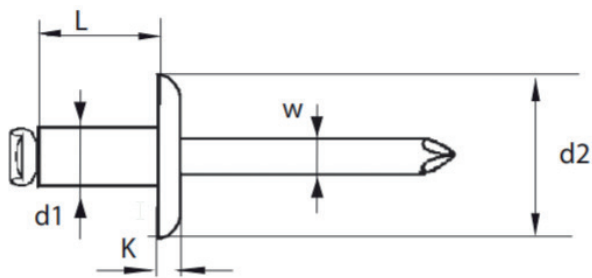
Load capacity of the assembly for sheering strain/ tensile strain:

4.0: 1.250N / 1.800N
4.8: 1.850N / 2.600N
5.0: 2.150N / 3.100N

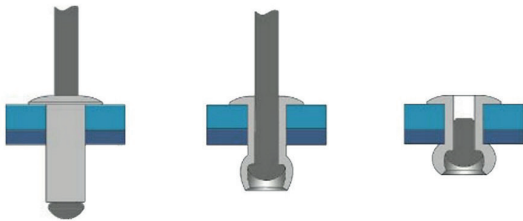
DATENBLATT

FÜR FLACHRUNDKOPF BLINDNIETEN AUS ALUMINIUM/STAHL SCHWARZ LACKIERT

Niethülse: Aluminium Al Mg 3,5
Dorn: Stahl, verzinkt A1K, schwarz lackiert (RAL 9005)
UNE-EN ISO 15977



d1 = Durchmesser der Niete
L = Länge der Niete
d2 = Durchmesser des Nietkopfs
K = Höhe des Nietkopfs
W = Durchmesser des Dorns
E = möglicher Klemmbereich



d1	L	d2	K	w	E	Art.-Nr.
4.0	14	8.0	1.4	2.2	8.5-10.5	55924014BLK
4.8	12	9.5	1.5	2.65	6.0-8.0	55924812BLK
	16				10.0-12.0	55924816BLK
	18				12.0-14.0	55924818BLK
	21				14.0-17.0	55924821BLK
	24				17.0-20.0	55924824BLK

Angaben in mm

Belastbarkeit der Nietverbindung auf Scherung / Zug:

4.0: 1.250N / 1.800N
4.8: 1.850N / 2.600N
5.0: 2.150N / 3.100N