


DE10x Headset Microphone



Owner's Manual

SAMSON®



If you want to dispose this product, do not mix it with general household waste. There is a separate collection system for used electronic products in accordance with legislation that requires proper treatment, recovery and recycling.

Private household in the 28 member states of the EU, in Switzerland and Norway may return their used electronic products free of charge to designated collection facilities or to a retailer (if you purchase a similar new one).

For Countries not mentioned above, please contact your local authorities for a correct method of disposal.

By doing so you will ensure that your disposed product undergoes the necessary treatment, recovery and recycling and thus prevent potential negative effects on the environment and human health.

Copyright 2019, Samson Technologies Corp.

v1.2

278-B Duffy Ave

Hicksville, New York 11801

Phone: 1-800-3-SAMSON (1-800-372-6766)

www.samsontech.com

Other trademarks and trade names are those of their respective owners.

Introduction

Congratulations on your purchase of the Samson DE10x Headset Microphone. The DE10x is a low profile, micro-miniature condenser headset microphone with a 3mm capsule. With its omnidirectional pick up pattern, the DE10x delivers linear off-axis frequency response, resulting in a clear and articulate sound perfect for house-of-worship, presentation, theater and fitness applications. The microphone has been specially treated with a water resistant coating providing extra protection from sweat and other moisture. In addition, there is a moisture guard drip-ring to further protect the capsule and ensure reliable performance.

The DE10x Headset Microphone is well-suited for use with Samson wireless systems and with four included adapter cables, the microphone can be used with most popular wireless systems. Other accessories included in the kit are a clothing collar clip, four windscreens and a carry case that holds the DE10x and all the accessories.

In the box, you'll find a registration card enclosed, don't forget to follow the instructions so that you can receive online technical support and so we can send you updated information about this and other Samson products in the future. We recommend you keep the following records for reference, as well as a copy of your sales receipt.

Serial number: _____ Date of purchase: _____

If you have any questions or comments regarding the DE10x Headset Microphone or any other products from Samson, do not hesitate to contact us at support@samsontech.com.

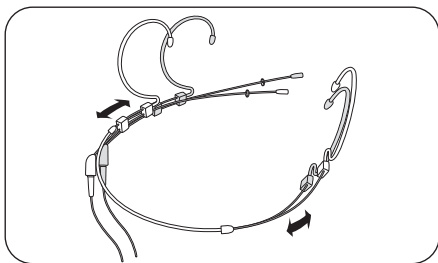
With proper care and maintenance, your DE10x Headset Microphone will operate trouble-free for many years. Should your DE10x Headset Microphone ever require servicing, a Return Authorization (RA) number must be obtained before shipping your unit to Samson. Without this number, the unit will not be accepted. Please visit www.samsontech.com/ra for an RA number prior to shipping your unit. Please retain the original packing materials and, if possible, return the unit in its original carton. If your DE10x Headset Microphone was purchased outside of the United States, contact your local distributor for warranty details and service information.

Features

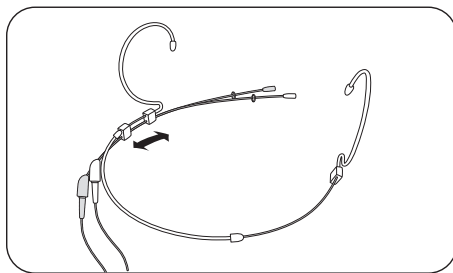


- Headset microphone with 3mm miniature condenser mic capsule
- Low-profile, double ear design with adjustable frame and mic boom
- Ideal for live and broadcast vocal applications
- Omnidirectional pickup pattern
- 20Hz–20kHz frequency response
- Gold-plated connector, moisture-resistant coating and stainless steel mesh grille
- Dust and water/sweat-resistant rated at IP65
- Includes four detachable adapter cables: 1/8" [3.5mm], Hirose® 4-Pin, Switchcraft® TA3F, Switchcraft® TA4F for compatibility with most popular wireless transmitters
- Four windscreens, collar clip and protective carry case included

Fitting the DE10x Microphone



The headset can be re-sized by sliding the ear hooks to fit snug around your head. If the DE10x is loose and will not stay in place, slide the ear hook wires back for a tighter fit.

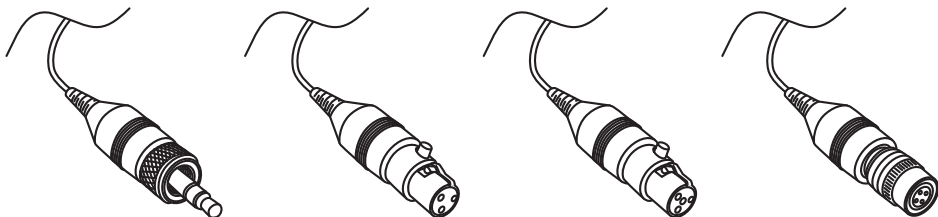


Adjust the microphone position by holding the left ear hook wire and slide the boom forward or back. For optimum performance the microphone should be close to the skin and towards the corner of the mouth, approximately a half inch away.

Position the moisture guard ring as close to the capsule as possible.

For outdoor use and to help reduce p-popping, install one of the included windscreens.

Connector Cables



The DE10x includes four cables with adapters for some of the most popular wireless microphone beltpack transmitters.



3.5mm Connector

Works with Sennheiser® wireless systems



Hirose® 4-Pin Connector

Works with most Audio-Technica® wireless systems



Switchcraft® TA3F Connector

Works with Samson AirLine ATX Series, Concert Series and most AKG® wireless systems



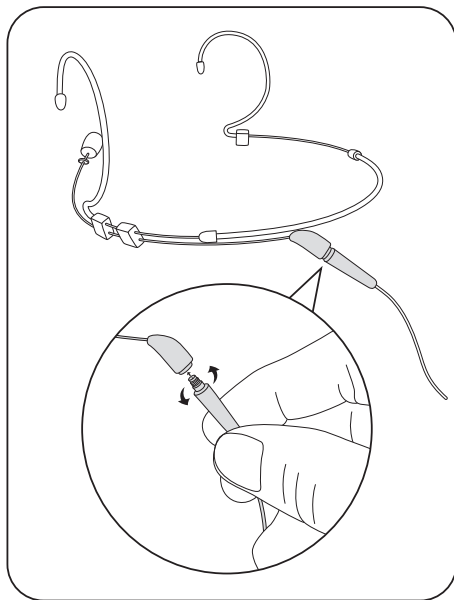
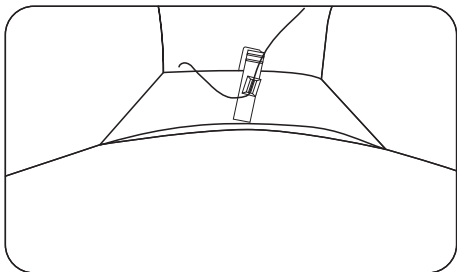
Switchcraft® TA4F Connector

Works with most Shure® wireless systems


Connector Cables

The DE10x includes four cables with connectors to use with the most popular wireless body pack systems. To connect the cable to the headset:

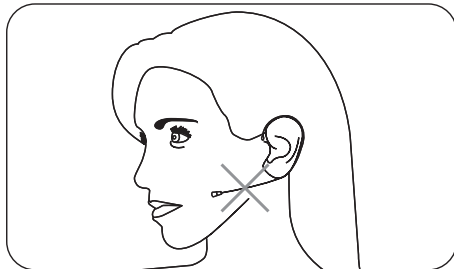
1. Choose the right cable and connector that works with your wireless system.
2. Line the cable up to the threaded terminal on the back of the DE10x and screw the cable into the headset. Do not over tighten the cable.
3. Attach the included collar clip on the back of your shirt collar and run the mic wire from the DE10x headset to the wireless body pack. Leave enough cable to allow you to turn your head from side to side.



Mic Positioning



Position the DE10x microphone element about 0.25" – 1" behind the corner of your mouth. Since the DE10x is an omnidirectional capsule, the end of the microphone does not need to be facing your mouth. To avoid breath noise and p-pops, do not place the microphone directly in front of your mouth.



If the microphone is too far away from your mouth you will need to increase the gain and reduce isolation.

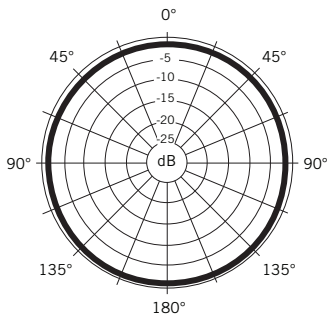
To minimize additional noise, do not locate the microphone tight against your cheek.

Specifications

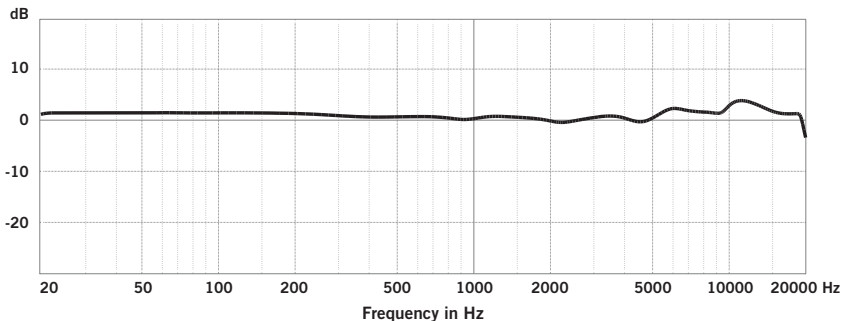
Element	Back electret condenser
Polar pattern	Omnidirectional
Frequency Response	20Hz–20KHz
Sensitivity	-45dBV/Pa @1kHz \pm 3dB
Output impedance	2k Ω \pm 30%
Maximum SPL	130dB
Self-Noise	30dB(A)
Dynamic Range	100dB
Operating voltage	1.5–12V DC
Cable:	\varnothing 1.4mm*1.2m
Weight:	13g
Dimension:	\varnothing 3mm
Included Adapter Cables	1/8" (3.5mm), Hirose® 4-Pin, Switchcraft® TA3F, Switchcraft® TA4F
Accessories:	(4) Windscreens, Clothing Collar Clip, Carry Case

At Samson, we are continually improving our products, therefore specifications and images are subject to change without notice.

Specifications



Polar Pattern



Frequency Response

Samson Technologies Corp.
278-B Duffy Ave
Hicksville, New York 11801
Phone: 1-800-3-SAMSON (1-800-372-6766)
www.samsontech.com