

FEEDBACK DELAY TIME TAP VALUE

ATION TONE MODULATION MIX

On
Off
Trails

 **ANDROMEDA**
DYNAMIC DELAY

HOLD FOR PRESETS



**-ANDROMEDA-
DYNAMIC DELAY
USER'S GUIDE**

 **Seymour
Duncan®**



We'd like to thank you for making the Seymour Duncan Andromeda Dynamic Delay a part of your tone quest. In your hands is a powerful creative tool that combines classic delay sounds with unique dynamic control for an inspiring musical experience.

HOW IT WORKS

- 1 DELAY TYPE SELECTOR** – 8-way switch to select between delay types.
- 2 PRESET DISPLAY** – Indicates the currently loaded preset.
- 3 BANK BUTTON** – Press to cycle through the 32 preset banks.



4 PRESET BUTTON - Press to cycle through the 4 presets (A/B/C/D) in the currently selected bank.

****SAVE FUNCTION****

Press both Bank and Preset buttons together to enter SAVE mode. Display will flash. Use Bank and Preset buttons to choose a save location then press both buttons together again to Save the current UI state to the selected preset location.

5 FEEDBACK KNOB Sets the desired number of delay repeats. Turning the FEEDBACK knob clockwise will give you more delay repeats, up to infinite. In Analog mode the delay will enter runaway feedback.

6 DELAY TIME KNOB - Knob that controls the delay time. Using this knob overrides any preset Tempo or Tap Value set by the tap footswitch.

7 TAP VALUE KNOB - 4-way switch to set note division of the delay time.

8 THRESHOLD KNOB - Knob to control the sensitivity of the Dynamic Expression feature. The LED will illuminate brighter when there is more of the selected parameter blended in, and dim when there is less.

9 HARD/SOFT/OFF TOGGLE - Toggles the Dynamic Expression between its two modes or turns it off.
HARD MODE - Blends in more of the selected parameter (Mix, Mod, or Saturation) when you play harder
SOFT MODE - Blends in more of the selected parameter when you play softer.

10 EXPRESSION ASSIGN BUTTON - Selects the parameter that the Dynamic Expression feature controls.

11 SATURATION KNOB - Adds pleasant overdrive and 'grit' to the wet signal (repeats). This is similar to tape saturation.

12 TONE KNOB - Control to brighten or darken the sound of the wet signal.

13 MODULATION KNOB - Blends in a Chorus effect on the wet signal.

- 14 MIX KNOB** – Determines balance of wet/dry signal.
Fully clockwise = 100% wet.
Fully counter-clockwise= 100% dry.
- 15 TRAILS BUTTON** – When set to ON the delay will continue to decay naturally when bypassed. (No new repeats will be generated). In this mode Andromeda uses a buffered bypass.
When set to OFF the delay will cut off as soon as the effect is bypassed. In this mode Andromeda is true-bypass.
- 16 BYPASS SWITCH** – Turns delay on and off. Hold for Freeze. Be aware that in analog mode feedback can run away and create loud or unpleasant noise.
- 17 TAP/PRESET FOOTSWITCH** – Defaults to TAP mode, tap the footswitch two or more times to set the tempo of the delay. To change to PRESET mode press and hold the footswitch until the LED stops blinking and becomes solid, then press the footswitch to scroll through the four presets in the current bank. After 2 seconds the mode will revert to TAP.

Your new Andromeda Dynamic Delay is fully functional out of the box (requires external 9V to 18V regulated DC adapter (center pin negative) with 300mA current rating, not included), but you can access more utility and options by downloading the Librarian software at www.seymourduncan.com/software. These functions include:


Firmware Updates – We will periodically release firmware updates for Andromeda to add more features or increase the usability. You can download and install these updates by connecting Andromeda to your computer using a micro USB cable and running the Librarian software.

Preset Management – The Librarian software can be used to rename, backup, and restore your presets – or return to the factory settings.

Millisecond or BPM Mode – Andromeda’s delay time can be set in either milliseconds or beats per minute. By default the unit will use milliseconds, but you can change it to BPM using the Librarian.

MIDI – Andromeda can be used with standard MIDI controllers. A complete list of MIDI commands is available at www.seymourduncan.com/pedal/andromeda. By default Andromeda uses ANY MIDI channel, but you can select 1-16 in the librarian.





Tech Specs:

INPUT IMPEDANCE: 1M Ohm

OUTPUT IMPEDANCE: 100 Ohms

GAIN: Unity

NOISE: <-105dBV

FREQUENCY RESPONSE: 20 Hz to 20 kHz +/-0.5dB

POWER: External 9V to 18V regulated DC adapter (center pin negative) with 300mA current rating

CURRENT CONSUMPTION: 150mA

DIMENSIONS: 5.60" x 5.13" x 2.15"

WEIGHT: 1.35 lbs.

MIDI Program Change	0-127	
MIDI Continuous Controllers		
Bank / Presets	CC#	Value Range
Bank Select	0	0-31
Knobs	CC#	Value Range
Delay Type	19	0-7
Feedback	9	0-127
Delay Time	3	0-127
Tap Value (Delay Ratio)	21	0-3
Saturation	23	0-127
Tone	15	0-127
Modulation	18	0-127
Mix	14	0-127
Dynamic Expression	CC#	Value Range
Threshold	25	0-127
Type (Hard/Soft/Off)	26	0-2
Destination (Mix/Mod/Saturation)	27	0-2
Functions	CC#	Value Range
Bypass	102	0, 127
Trails ON/OFF	97	0, 127
Remote Tap	93	~
BPM MSB	30	0-127
- BPM LSB	62	0-127
mS MSB	31	0-127
- mS LSB	63	0-127

Andromeda MIDI Implementation

MIDI Specification

Andromeda presets are arranged in 32 banks of 4 presets each for a total of 128 presets. Access to these presets via MIDI is sequential, for example:


Bank 01 Preset A (01A) – MIDI Program 00
 Bank 01 Preset B (01B) – MIDI Program 01
 Bank 01 Preset C (01C) – MIDI Program 02
 Etc.

BPM and mS delay messages are sent directly to the DDL, these values are not scaled or modified.

BPM and mS values are represented as a 14 bit number with the MSByte and LSByte sent as separate messages.


When a MSByte is received, the LSByte is set to 0 when a LSByte is received, it is added to the MSByte.

SAMPLE SETTINGS




1A Digital

This no frills digital delay setting is a great starting point, showcasing Andromeda's pure, warm tone. This delay setting should work nicely for most applications, or use it as a jumping off point to experiment with the tone shaping controls.




1B Analog

Andromeda's analog delay setting is modeled off of our Vapor Trail bucket brigade delay for warm, rich repeats that gently decay into gorgeous lo-fi analog bliss.




1C Dynamic Mix

This digital delay patch makes use of the Dynamic Expression feature to create a ducking delay. When you play harder the mix will get lower and when you play softer the mix will get higher. This keeps the delay out of the way if you're playing fast and blends it back in when you slow down or play softer.



1D Analog Wash

This analog delay patch makes use of the Dynamic Expression to create ambient swells and washes of cascading delay. When you play harder the delay will back off, but as you play softer the oscillating feedback will bring in a wave of soft ambient repeats.



2A Mod Digital

Andromeda's pristine digital delay is paired with lush chorus for added depth and sparkle.




2B Mod Analog

Subtle modulation and saturation combined with a slight roll off of the tone control creates a very vintage analog delay sound.



2C Reverse

A swirling, dreamy reverse delay that's perfect for psychedelic guitar solos, ambient soundscapes, or shoegaze strumming.



2D Tape Delay

Using Andromeda's digital delay engine, combined with the Saturation, Tone, and Modulation controls you can emulate vintage tape delays.

DISPOSAL GUIDELINES

In the unlikely event that you ever need to dispose of this product it must be disposed of properly by handing it over to a designated collection point for the recycling of waste electronic equipment. Please contact your local household waste disposal service or the shop where you purchased this product for those locations. Thanks for helping us conserve natural resources and ensure that it is recycled in a manner that protects human health and the environment.

COMMITMENT TO QUALITY AND COMMUNITY

Seymour Duncan takes pride in designing and crafting our products to create the most amazing sound possible. Our Made in the USA label designates that the products are designed in Santa Barbara, California and manufactured in the USA with quality parts sourced in the United States and around the world.

With everything we create, our passion and obsession for amazing sound is reflected in its quality and reliability.



LIMITED WARRANTY

Seymour Duncan offers the original purchaser a one-year limited warranty on both labor and materials from the day this product is purchased. We will repair or replace this product at our option if it fails due to faulty workmanship or materials during this period. Defective products can be returned to your USA dealer, international distributor, or sent direct to our factory postage prepaid along with dated proof of purchase (e.g., original store receipt) and RMA number. Call or email our factory for an RMA number which **must be written on the outside of the box**. We reserve the right to refuse boxes without an RMA written on the outside. As you might expect this warranty does not apply if you've modified the unit or treated it unkindly. We can assume no liability for any incidental or consequential damages which may result from the use of this product. Any warranties implied in fact or by law are limited to the duration of this express limited warranty.



seymourduncan.com

5427 Hollister Ave
Santa Barbara, CA 93111
(805) 964-9610

© 2017 Seymour Duncan. All Rights Reserved.